

**Journal**  
*of the*  
**HARDY ORCHID SOCIETY**



**Vol 1. No.4 (34) October 2004**

## The Hardy Orchid Society

Our aim is to promote interest in the study of Native European Orchids and those from similar temperate climates throughout the world. We cover such varied aspects as field study, cultivation and propagation, photography, taxonomy and systematics, and practical conservation. We welcome articles relating to any of these subjects, which will be considered for publication by the editorial committee. Please send your submissions to the Editor, and please structure your text according to the 'Advice for Authors' (see website, January 2004 journal or contact the editor).

### The Hardy Orchid Society Committee is ....

**President:** Vacant.

**Chairman:** Tony Hughes, 8 Birchwood Road, Malvern, Worcs, WR14 1LD.  
[tonyhughes3@btinternet.com](mailto:tonyhughes3@btinternet.com).

**Vice-Chairman:** Vacant.

**Hon. Secretary:** Chris Birchall, Barratts Cottage, Clyst Hydon, Cullompton, Devon EX15 2NQ. [chris.s.birchall@tesco.net](mailto:chris.s.birchall@tesco.net).

**Hon.Treasurer:** Rosemary Hill, 38 Springfield Crescent, Harpenden, Herts, AL5 4LH. [hillros@aol.com](mailto:hillros@aol.com).

**Membership Secretary:** Maren Talbot, 4 Hazel Close, Marlow, Bucks, SL7 3PW.  
[mtalbot@onetel.com](mailto:mtalbot@onetel.com).

**Show Secretary:** Eric Webster, 25 Highfields Drive, Loughborough, LE11 3JS.  
[dozzer@lobro24.freemove.co.uk](mailto:dozzer@lobro24.freemove.co.uk)

**Journal Editor:** Patrick Marks, 40 Lawmill Gardens, St.Andrews, Fife KY16 8QS.  
[patrick.marks@btinternet.com](mailto:patrick.marks@btinternet.com) or [Patrick.Marks@smtp5.fife.gov.uk](mailto:Patrick.Marks@smtp5.fife.gov.uk).

**Conservation/Website Officer:** Bill Temple, Primrose Cottage, Hanney Road, Stevenon, Oxon, OX13 6AP. [bill@wtemple.f9.co.uk](mailto:bill@wtemple.f9.co.uk).

**Publicity Officer:** Jim Hill, 38 Springfield Crescent, Harpenden, Herts, AL5 4LH.  
[hilljames@aol.com](mailto:hilljames@aol.com).

**Ordinary Member (Seed and Fungus Bank):** Ted Weeks, 74 Over Lane, Almondsbury, Bristol, BS32 4BT. [Wecw3941@aol.com](mailto:Wecw3941@aol.com).

**Ordinary Member (Newsletter Distribution):** Barry Tattersall, 262 Staines Road, Twickenham, Middlesex, TW2 5AR. [orchis@tatty.screaming.net](mailto:orchis@tatty.screaming.net).

**Ordinary Member:** Doreen Webster: details as Show Secretary.

Cover Picture: *Ophrys x pietzschii* Tony Hughes (2004)

## Contents

The HOS Capel Manor Meeting Sunday 31 <sup>st</sup> October 2004.....	91
HOS Subscriptions 2004/5.....	91
A Year at Kew - <i>Cypripedium calceolous</i> Project.....	91
HOS Photographic Competition 2004.....	92
Cumbria's Orchids, Hybrids and Habitats – Summary of a talk by Alan Gendle...	94
Orchids of Sicily – Summary of a talk by Tony Hughes.....	98
Cypripediums in China – A talk by Peter Corkhill.....	101
Orchid Photography – My Way – Report of a talk by Peter Sheasby.....	105
FSSP & Corkscrew Sanctuary – March 2003.....	106
British <i>Ophrys</i> Oddities.....	111
Orchidee Spontanee nel Parco del Gargano – A Book Review by Leslie Lewis ..	113
Conservation News.....	114
Seed and Fungus Bank.....	115
New Advertising Rates.....	115

### HOS Subscriptions 2004 / 5

Dear Members, would those of you who have not paid your subs yet please do so. They were due on the 1<sup>st</sup> May !! Please make your cheques payable to **The Hardy Orchid Society** and send them to **Maren Talbot, 4 Hazel Close, Marlow, SL7 3PW**. The new rates are:

UK / Europe:     **£12** single, **£15** family

Rest of world:   **£16** single, **£19** family.

New members please add **£2.50 Joining Fee**, which is waived if you pay by standing order. Forms enclosed.

### A Year at Kew - *Cypripedium calceolous* Project

As part of a series of programmes about Kew, episode 8 on 22nd October will feature the above project in which HOS members participated - something to watch !

### The HOS Capel Manor Meeting

Sunday 31<sup>st</sup> October 2004

Our late autumn meeting will be held at Capel Manor Horticultural College. Capel Manor is a delightful venue, open to the public, with extensive plantings including many small gardens for inspiration. The address is Bullsmoor Lane, Enfield, Middlesex, EN1 4RQ, just 5 minutes' drive off Junction 25 on the M25. Directions can

be found at [www.capelmanorcollege.co.uk/Howtogetto/capelmap.htm](http://www.capelmanorcollege.co.uk/Howtogetto/capelmap.htm) . You will need to show your HOS membership card to gain free entrance. An application form and map are included with this Journal. Advance booking is essential.

The provisional programme is as follows (details subject to change):

- 9.00 a.m. Set Up Trade and Members' Plant Sales Tables
- 9.30 a.m. Tea/Coffee; Photo Competition Entries; Plant Sales
- 10:30 a.m. Chairman's Introduction
- 10.35 a.m. Dr. Peter Scott: "Recent Advances in Vegetative Propagation of Hardy Orchids"
- 11.35 a.m. Simon Andrew: "Spanish Orchid Miscellany, 1967-2004"
- 12.35 p.m. Lunch
- 1.45 p.m. Photo Competition Results
- 2.15 p.m. Richard Manuel: "Composts"
- 2.45 p.m. Tea/Coffee Break
- 3.00 p.m. Les Lewis: "Orchid Hunting around Geneva"
- 4:00 p.m. Any Other Business
- 5.00 p.m. Meeting Closes

## **HOS Photographic Competition 2004**

### **Eric Webster**

The HOS 2004 Photographic Competition will be held during the HOS Autumn Meeting at Capel Manor on Sunday 31<sup>st</sup> October. The winning entries will appear on the web site and some may be published in colour in the HOS Journal. Please enter as many photographs as possible in order to maintain the excellent standard set last year. Advanced entry is not essential, however, to assist the processing and getting ready for judging, it would be helpful if as many entries as possible were made in advance of the meeting. To do this, telephone Eric on 0771 340 97 43 or email. For anyone who cannot attend the meeting personally and wishes to send photographs in advance, photographs can be despatched to Barry Tattersall, 262 Staines Road, Twickenham, TW2 5AR.

For the 35 mm slides, each entrant is restricted to only one slide per class, but for the eight classes of prints, competitors may enter up to three prints per class. These prints may be produced photographically or by computer printing. Do please remember that the photographs must be ones you have never shown in the HOS competition before. Please remember to put your name on the back of each print and slide, and correctly spot the slide as per the rules. This makes the show secretary's job much easier and prevents any material going astray. If in addition to your competition entries you would like to bring along any photographs you have shown before, we could put up a non-competitive display, always appreciated by members. Please note that entries on the day should be brought between 9.30 am and 10.30 am.

## CLASSES

1. An orchidaceous landscape, print size up to 7x5 inches.
2. A group of orchids, print size up to 7 x 5 inches.
3. A single orchid plant, print size up to 7x5 inches (see Rule j).
4. A close-up, print size up to 7x5 inches (see Rule i).
5. An orchidaceous landscape, print size up to A4.
6. A group of orchids, print size up to A4.
7. A single plant, print size up to A4 (see Rule j).
8. A close-up, print size up to A4 (see Rule i).
9. An orchidaceous landscape, 35mm colour slide.
10. A group of orchids, 35mm colour slide.
11. A single orchid plant, 35mm colour slide (see Rule j).
12. A close-up, 35mm colour slide (see Rule i).

## RULES

- a. Judging will be based on the quality of the pictures, not on the rarity of the plants.
- b. Plants may be wild or cultivated, though only 'hardy' plants are acceptable.
- c. Advance entry is not essential but would be helpful (see above). All entries must be staged by 10.30 am.
- d. Prints must be un-mounted so that they can be inserted in plastic pouches for protection when on display.
- e. You may enter up to **three prints** for each of classes 1 to 8, but may receive only **one award** per class.
- f. You may only enter **one slide** in each of classes 9 to 12.
- g. Pictures entered previously in HOS competitions are **not** permitted. (Please refer to the notes).
- h. Prints should have a **small note with them of what each plant is** and any information of interest to other members, but your name must only appear on the reverse side of the print.
- i. When a class states '**close-up**', the photograph should only include a part of the plant. This would normally be the flowering part, but may include other detail of interest.
- j. When a class states '**a single orchid plant**', the picture should consist, of the whole of a single plant, which may be multi-stemmed.
- k. Slides should be labelled with your name ( the judge will not be seeing the actual slide out of the projector) and with an alignment dot on the **bottom left corner** of the mount (when viewed the right way up). Any standard slide mount is acceptable.

No trophies, no prizes – but your efforts will be rewarded by the pride of winning and seeing your own photographs in colour in the HOS Quarterly Journal, or you may even be able to declare proudly that you "*Have pictures on the Web!*".

## Cumbria's Orchids, Habitats & Hybrids

Alan Gendle

(Synopsis of talk at Harlow Carr, 12<sup>th</sup> Sept 2004)

When Cumbria is mentioned, most people think of the mountains, lakes and honey-pot villages of the Lake District. Not an area one would associate with a diverse orchid flora. But Cumbria is much bigger than just the Lake District; from the Furness peninsula in the southwest to the Northumberland border is over 100 miles. Across this distance, especially around the perimeter of the Central Lakeland fells, many differing habitats occur due to the complex geology and the varying climatic conditions.

### Overview of the habitats

The southern borders with Lancashire fringe Morecambe Bay with areas of limestone coastal turf and a comparatively mild climate (for Cumbria that is!). Travelling inland along the eastern boundary towards Sedbergh and Kirby Stephen, the underlying geology is of uplands of Carboniferous limestone partly overlaid with acidic bogs. In the Upper Eden valley the steep Pennine slopes form the north-eastern boundary, while to the west the Orton-Kirby Stephen limestones slope gently down towards the river Eden. Although mainly agricultural, the upper Eden valley contains remnants of the ancient Caledonian Forest. As the river Eden flows out towards the Solway Plain, the landscape becomes flatter and the climate drier. A few beechwoods occur in this area.

A finger of Cumbria protrudes to the north-east through to the Bewcastle Fells, an interesting area of river gorges and upland hay meadows. Turning west to the Solway and Carlisle, the area starts to show more of its industrial past. Cumbria has a long history of mining, where lead, copper, slate, coal, limestone, etc., have been extracted from the mountains. These mining activities have produced a network of associated industrial activities, mineral railways, quarries, iron works and ports. From Maryport in the north to Barrow in Furness in the south, evidence of industrial activity is all along the coastal strip. Finally, returning to the south, on both sides of the Duddon Estuary an interesting habitat of dune slacks can be found amongst derelict industrial areas.

### Acidic moorland

Starting at higher altitude and working down to sea level, we commence our review at over 1000 feet in the north of the county in John Peel country near Cauldbeck. On the acidic damp moorland we find the Lesser Twayblade (*Listera cordata*) in one of the 47 sites for this "hard to see and find" orchid.

In the same area at a lower altitude, standing water is starting to form sphagnum bogs. Where the water drains from these bogs are good places to see the Bog Orchid (*Hammarbya paludosa*). Cumbria has 10 sites for this orchid, which again is not easily spotted.

### Calcareous bogs and fens

In the south of the county, extraction of peat has exposed the underlying impermeable lime-rich marl, producing calcareous fens. In the uplands, water permeating through the moorland overlaying limestone produces areas of calcareous bogs. In the Orton-Kirby Stephen area, an excellent area known as Tarn Sike supports a diverse orchid flora including Northern Marsh (*Dactylorhiza purpurella*), Early Marsh (*D. incarnata* ssp. *incarnata*), Early Marsh, purple sub-species (*D. incarnata* ssp. *pulchella*) and Heath Fragrant (*Gymnadenia borealis*). The following bigeneric hybrids occur: *D. purpurella* x *G. borealis* and *D. incarnata* x *G. borealis*. The following interspecific hybrids can also be found: *D. purpurella* x *incarnata* ssp. *incarnata* and *D. purpurella* x *incarnata* ssp. *pulchella*.

### Upland hay meadows, grassland and commons

Gowk Bank NNR, managed by English Nature, is a fine example of an upland hay meadow, hay being cut at the end of the summer with light grazing during the winter. Little Asby Inrakes & Outrakes, an SSSI, is an example of village common land at a lower altitude on the south side of the Eden valley. Waitby Greenriggs reserve, where I am Hon. Manager, is an example of unimproved calcareous grassland. Controlled sheep grazing is carried out in the autumn to maintain the grassland in prime condition for its botanical interest.



*D. fuchsii* x *G. conopsea* at Waitby Greenriggs reserve. Photo: Alan Gendle

Gowk Bank is an orchid-rich hay meadow, with 10 orchid species. The following hybrids occur: Heath Spotted x Northern Marsh (*Dactylorhiza maculata* x *purpurella*), Heath Spotted x Heath Fragrant (*D. maculata* x *Gymnadenia borealis*) and Northern Marsh x Heath Fragrant (*D. purpurella* x *G. borealis*). At Waitby Greenriggs two hybrids occur. One is the commonest in Cumbria and the other the rarest. Common Spotted x Northern Marsh (*D. fuchsii* x *purpurella*) hybrids occur in most places where the two species grow together and may be mistaken for Common Spotted Orchids. The rarity is Common Spotted x Common Fragrant (*D. fuchsii* x *G. conopsea*). In Cumbria, the Common Fragrant is the rarest of the 3 sub-species, tending to occur only on steep banks in the east of the county. There are two of examples of this hybrid on the reserve, one based on the *Dactylorhiza* parent, the other on the *Gymnadenia* parent. The reserve is the only site where all 3 sub-species of *Gymnadenia* grow, plus the white "var. *alba*" form of each. The Fly Orchids (*Ophrys insectifera*) at this site are I believe the most

northerly significant population in the country.

Little Asby Inrakes & Outrakes is an area of common land at the village of Little Asby. The commoners of the village have the right to graze stock on the common, which sadly has been over grazed for many years. It is one of only 4 sites in Cumbria where the Small White Orchid (*Leucorchis albida*) still grows. Early floras record this orchid as being known from 23 sites. In the late 1990s, the orchid was found here in ones and twos only. With the support of the Cumbria Wildlife Trust and the local English Nature office, I started a one-man conservation campaign. After several unsuccessful attempts I developed cattle-proof chicken wire cages to protect the flowering and non-flowering plants. Over the last 3 years the flowering plants have increased from 4, to 6, to 8 this year.

Roadside verges offer a differing variety of orchids such as the large form of Frog Orchid (*Dactylorhiza viride var longibracteatum*), known from 3 Cumbrian sites. An interesting roadside find last year was a hybrid Common Spotted x Marsh Fragrant (*D. fuchsii x G densiflora*), which was a first for the county.

### Limestone scars


The west facing limestone scars in the east and south of the county provide most of the 22 sites for the Dark Red Helleborine (*Epipactis atrorubens*).

### Beechwoods

Small areas of beech woodland in the north are the habitat of the Sword-leaved Helleborine (*Cephalanthera longifolia*). This orchid has declined from 15 sites down to only three.

### Pinewoods

“If you go down in the woods today, you are sure of a big surprise” as the Teddy Bears’ Picnic goes, especially if it’s the Oasis Holiday Village at Whinfell Forest, east of Penrith. Despite the Cumbria Wildlife Trust objecting, the holiday village was built in an area of pine forest which is believed to be a remnant of the ancient Caledonian Forest. Fortunately the developer took cognizance of the fact this is a major site for Creeping Lady’s Tresses (*Goodyera repens*), and the area where the plants grow has been left undeveloped.



*D. pulchella x G. borealis*

Photo: Alan Gendle



### Mixed ancient woodlands

Smardale Gill is a typical ancient woodland habitat containing evidence of charcoal burners' pitsteads. These woodlands are typical sites for Broadleaved Helleborine (*Epipactis helleborine*), with over 100 sites, and Birds Nest Orchid (*Neottia nidus-avis*).

### Coastal grasslands


The Green-winged Orchid (*Orchis morio*) is restricted to 15 calcareous coastal grasslands around the head of Morecambe bay, nearly always growing within sight of the sea. Another even scarcer plant flowering at its northern limit in only 8 locations is the Autumn Lady's Tresses (*Spiranthes spiralis*).

### Dune slacks

A series of dune slacks at North Walney Island, Sandscale Haws and Haverigg ring the Duddon Estuary. Sandscale Haws is a major site for the Coralroot Orchid (*Corallorhiza trifida*), where over 3000 plants were counted in 1991, making this the country's largest population. Perhaps surprising is its early flowering time; whereas populations in Scotland flower from mid-June to mid-July, at Sandscale they are in flower by mid-May. The dune subspecies of the Early Marsh Orchid (*D. incarnate ssp coccinea*) is the main representative of the Marsh Orchid family in the slacks. In areas where mature willow trees have become established, Green-flowered Helleborine (*Epipactis phyllanthes*) can be found - if you get there before the rabbits! Open areas of the dunes tend to be covered by Creeping Willow. This is the area to search for Marsh Helleborine (*Epipactis palustris*) and the attractive Dune Helleborine (*Epipactis dunensis*). Over 1000 Dune Helleborines grow at Sandscale.

### Derelict industrial sites

The Dune Helleborine of the dune slacks has another variety, which Derek Turner-Ettlinger calls the North-eastern form from its locations in the Tyne valley and Holy Island. This variety has recently (2002) been found growing by the side of a disused mineral railway line in the suburbs of Carlisle. These plants tend to lack the pink tinge of the true dune plants.



*D. fuchsii x incarnata ssp. coccinea*  
Hodbarrow Reserve. Photo: Alan Gendle

Millom, on the Duddon estuary, has a long historical association with the iron industry. Huge quantities of high quality iron ore stretched under the Duddon estuary. The extraction and processing of this iron ore has produced two wildlife sites: the Hodbarrow and the Millom Iron Works reserves. At Hodbarrow, calcareous slag was dumped when the sea wall was beefed up to prevent flooding of the iron mines. An interesting hybrid was found last year between the Common Spotted (*D. fuchsii*) and the dune subspecies of the Early Marsh Orchid (*D. incarnata ssp coccinea*). The area contains Bee Orchids (*Ophrys apifera*), which are strictly coastal plants, including an unusual variety “*belgarum*”.

Finally on our tour of Cumbrian orchid sites we arrive at Maryport harbour. Mineral-contaminated ground surrounds the south side of the harbour, where we find over 400 Pyramidal Orchids (*Anacamptis pyramidalis*) on a site saved from development by the actions of the Cumbria Wildlife Trust. Only 9 sites for this lovely orchid remain in Cumbria, 8 others having been lost due to dumping or developments.

## Orchids of Sicily

Tony Hughes

### Introduction

This article is based on a holiday that my wife and I spent in Sicily this Spring, from the 2<sup>nd</sup> to the 16<sup>th</sup> of April, which I spoke about at Harlow Carr. In order to see a large part of the island, we split our time between three hotels, and made extensive use of our hire car. We were extremely lucky in several respects: most of the time the weather was superb, with clear skies in the mornings and evenings, and not too much cloud during the day; most species of orchids that we hoped to see were in pretty good condition; and we went armed with a great deal of site information generously provided by other HOS members who had done an excellent job of finding lots of rewarding locations.

### The south-east - based at Ragusa


We started with 6 nights in Ragusa, an ancient town sprawled over a rugged limestone hill-top and its gorges. Ancient terraces on the lower slopes of the hill provided a good introduction to several of the island's orchids, but much of our time was spent a few miles to the north-east. Several areas were highly rewarding, including the hill-top road just 3 or 4 km west of Cassaro, the 10km long “cul de sac” to the east of Ferla leading to the rock-cut tombs at Necropoli di Pantalica, some neglected fields alongside the road from Cassaro and Monte Grosso towards Solarino, and many roadside verges that we passed along the way. It seemed that most of the “likely” looking places we stopped at contained a wealth of orchids. The most prolific of the well-known species were *Orchis italica*, *Anacamptis (Orchis) longicornu*, *A. papilionacea*, *Neotinea (Orchis) lactea*, (including a pure white and a peloric form), *Ophrys bertolonii*, *O. bombyliflora*, *O. speculum*, *O. lutea*, *O. incubacea*, *O. fusca*, and *O. tenthredinifera*. *Neotinea lactea* was quite confusing because the floral characteristics

were very variable, with many small-flowered forms resembling *N. conica*. There were also a few plants of *N. tridentata*, a couple of which were frilly enough to pass as *N. commutata*. We soon learned to recognise some of the more local specialities: *Ophrys lunulata*, *O. panormitana* and *O. biancae*, all Sicilian endemics, were present in good numbers in many places; *O. oxyrhynchos* and *O. exaltata*, which also occur in Southern Italy, were quite frequently seen. But most excitement was caused by a single spike of the rare Sicilian endemic, *O. explanata*, and some clusters of spectacular hybrids, both *O. lunulata* X *tenthredinifera* and *Anacamptis (Orchis) longicornu* X *papilionacea*.

### The north coast - based at Cefalu

Our journey across the island to Cefalu came all too soon, but included some remarkable moments - from the sloping roadside field blushing pink with thousands of *Orchis italica* spikes, to the wonderful Roman mosaics at Villa Casale near Piazza Armerina (I particularly liked the bikini-clad maidens!), to the large terrapin that we "rescued" from its siesta in the middle of a busy road.

Cefalu is a popular seaside town mid-way along the northern coast, built around a huge fortified rock. From here our first destination was the Ficuzza Forest, much further west, being a few miles inland from Palermo. The forest is mainly of deciduous oaks, sparsely spread in places, on the northern slopes of a spectacular rocky mountain ridge. In places *Cyclamen repandum* spread a red carpet around us, but we were too early for the best display of White Peonies,



*Dactylorhiza markusii* Photo Tony Hughes

the first of which were just opening. In the grassy areas between the trees, many of the "common" orchids seen in the south-east were prolifically present - but there were also some new ones. The beautiful yellow-flowered *Dactylorhiza markusii*, a western Mediterranean species resembling *D. romana* but with a much shorter spur, was soon found, as was *Ophrys pallida*, with its tiny flowers and sharply decurved labellum, that also thrives in North Africa but nowhere else in Europe.

Our remaining time in Cefalu was spent exploring the Madonie Mountains immediately to the south of the town. A convenient circular tour was possible, first heading southwards to Castelbuono and Geraci, turning west to Petralia and then north across the highlands of Piano Battaglia and Piano Zucchi to Munciaratti and Collesano. This

route passes through a wide range of habitats and is full of botanical interest. Around Bivio Geraci the fields of young corn were brilliantly lit up with the golden flowers of *Tulipa sylvestris*, while further on the roadside grit was studded with the purple stars of *Romulea bulbocodium*. A few miles north of Petralia, an ancient oakwood was carpeted with hundreds *Dactylorhizas* in a bewildering range of colours - from the richest crimson through to the palest yellow, with many intermediate shades and bicolours. Generally, their spurs were much shorter than those typical of *D. romana*, but the wide colour range is not found elsewhere in *D. markusii*. A bit of a mystery. Continuing northwards, cyclamen and pink peonies were in every wood, with magnificent stands of *Narcissus tazetta* in more open areas. Finally, near Munciarrati we were delighted by a north-sloping wood with large numbers of *Orchis provincialis*.




*Ophrys pallida* Photo Tony Hughes

### Mount Etna - based at Giardini Naxos

Our departure from Cefalu coincided with the worst of the weather - thick, low-level clouds denied us any views as we snaked over the mountains through the Nebrodi National Park. However, the weather did not prevent us from spotting numerous roadside groups of "proper" *Dactylorhiza romana*, with long, up-curved spurs, and in both red and yellow forms. At last we broke out of the clouds to be treated to stupendous views of Etna, while alongside the road were grassy slopes covered in large-flowered forms of *Neotinea lactea*. A detour to a hillside overlooking Castiglione from the south was similarly covered, but with many *Ophrys* species also present. One spectacular clump of spikes left us very unsure of ourselves - were they *O. panormitana* or *O. garzanica*?

In Giardini Naxos, we realised the cheap rooms with no sea view were actually the best - the early morning sunlight on Etna was wonderful. So that was where we were drawn, and particularly to the road from Zafferana that snakes up the south-eastern slopes to Rifugio Sapienza at around 6000 ft. In the woods of the lower slopes we occasionally spotted *Dactylorhiza romana*, sometimes with the young shoots of *Limodorum abortivum* just appearing. Higher up the mountain the orchids disappeared, but the cushions of Etna Violet (*Viola etnaensis*) and the tree-like Etna Broom (*Genista etnaensis*), both Mount Etna endemics, were rather special. Near the highest point a recent eruption and lava flow had swept away the road, the "Rifugio", the cable-car and even the scientific monitoring station - but all were being rapidly

replaced, such is the value of tourism. So we descended towards Ragalna, where the much older lava flows were well weathered and clothed in vegetation. Here were hundreds of *Orchis brancifortii*, closely related to *O. quadripunctata*, and endemic to Sicily and Sardinia - a wonderful sight. Our next puzzle arose in a well-established wood of Oak, Spanish Chestnut and Etna Broom, where numerous bewildering *Dactylorhizas* were just opening. Colours ranged from deep purple to pale yellow, with many intermediate shades of pink, orange and buff, and all the flowers had very long down-curved spurs. These were the



*Ophrys lacaitae* Photo Tony Hughes

nearest things to *D. sambucina* we encountered, but the spectrum of colours and the length of spur were very different from the *D. sambucina* of mainland Europe. We concluded that we were in the middle of a swarm of hybrids of *D. sambucina* X *romana*, but not with great confidence.

Our final excursion was to a south-facing hillside just west of Roccella Valdemone, in a limestone area well to the north of Etna. This was a known location for *Ophrys lacaitae*, which normally does not flower till May, so our mid-April search was definitely optimistic. For a couple of hours we were greatly frustrated - the large area we were searching had small numbers of many different species, all of which we had found in greater numbers elsewhere. Then we found a few oddities - a cluster of spectacular hybrids that were probably *O. bombyliflora* X *tenthredinifera*. These proved to be a good omen, because almost immediately the first *O. lacaitae* revealed itself. Eventually we found half a dozen plants of this entrancing yellow *Ophrys* - a fitting end to a delightful holiday. Sadly, as we drove back past the site a couple of hours later, it was swarming with sheep who probably did not appreciate the beauty of their lunch!

## Cypripediums in China – A Talk at Harlow Carr

### Peter Corkhill

My interest in Cypripediums started in the late 1980's when I became involved with English Nature's Species Recovery Project for our native Lady's Slipper Orchid. I became fascinated with the whole Slipper Orchid family and felt that anything I could

learn about their habitat requirements and cultivation would assist me in getting the feel for these plants and increase our chances of success with the recovery project. To study the plants in the wild I have made trips to Sweden, Switzerland, Germany, China and, USA, and I have also visited and corresponded with orchid specialists in these countries over a number of years.

I have been to China on three occasions now, twice to Yunnan, and more recently to Sichuan where I was sent as a UN Senior Expert to give advice and help set up a laboratory to micropropagate Chinese Cyps in an attempt to undermine the illegal trade in wild dug plants by providing a legitimate source of seedlings for horticulture world wide. This ambitious project has been funded by the German Government and is under the leadership of Dr Holger Perner, an internationally acknowledged *Cypripedium* expert who has lived and worked in China for several years.

There are about 50 species of *Cypripedium* world-wide though the exact number is subject to some debate and depends on which classification you follow. Of these about 65% occur in China (including Taiwan) though some, e.g. *C. calceolus*, have a much wider distribution. It is clear that China provided the cradle of evolution for this genus, which then spread across northern Asia to Europe and in the other direction via ancient land bridges to Japan and North America. Within China that evolution continues and the taxonomy of the *C. tibeticum* complex is still poorly understood and awaits detailed DNA investigations to illuminate species boundaries.

*C. tibeticum* is probably the most widespread Chinese slipper orchid and the one most likely to be encountered on visits to the western mountainous areas. There are a number of colour forms from dark maroon (almost black) through reds to pinks and even reports of an elusive white mutation. The closely related *C. smithii* (now more properly called *C. calcicolum*) differs in that it lacks the white ring round the slipper entrance and has enormous translucent windows at the rear of the slipper. When pollinating insects become trapped inside the slipper, they gravitate towards the light and come into contact with the pollen masses as they squeeze through the narrow escape route.

*C. flavum* is probably the next most likely species to be found. This charming yellow-flowered species was given the name "Proud Margaret" by Reginald Farrer, but we never knew who Margaret was and thankfully the name didn't stick.

The spotted-leaved *Cypripediums* are a fascinating group and have been subject to a lot of collecting pressures, not only for illegal export but also by the Chinese themselves who have used several species in herbal medicine remedies since ancient times. Consequently they have become quite rare. If only they survived in cultivation then there would now be an adequate supply of seeds for propagation but they are not easy plants to grow and have usually been treated badly by the dealers. Please don't be

tempted to buy these plants until legitimate micropropagated seedlings are available.

There are also some other small twin-leaved species like *C. palanganshanense* and *C. wardii*. In fact they only really have one leaf, as the other is a bract. These species are very difficult to find as they are so small and insignificant and grow surrounded by other similar vegetation. They may be more widespread than current knowledge of their distribution suggests.

*C. fasciolatum* has an enormous lemon flower and is clearly closely related to the much smaller *C. farreri*. Both are rare species but micropropagated seedlings of the former are now starting to become available.

*C. henryi* in contrast has much smaller greenish yellow flowers and has appeared more commonly in cultivation over the years.

*C. franchettii* is a very attractive pinkish species with candy striped petals and very hairy stem and ovary. It seems to sit midway between *yunnanense* and the *macranthos* complex. It isn't clear to me how far north *tibeticum* lives in China, nor if it meets or merges with *macranthos* in the Manchuria area, but there are reports of big hybrid swarms of *Cypripediums* in that area that are probably based on *macranthos*, *calceolus* and their hybrids. *C. calceolus* also meets and hybridises with *C. shanxiense* in northern China - the cross has been called *C. microsaccos*, but it's not high on my personal list of favourites. The cross between *macranthos* and *calceolus* is called *ventricosum* but also hides behind names like *barbeyi* and *manchuricum*. These crosses are very variable and present some beautiful colour forms probably because *macranthos* itself comes in various tones of dark red, pale pink, white and yellow. To further confuse the issue, hybrids may back cross with one or both parents. The pale lemon form of *macranthos* is sometimes called *rebunense*, but to my mind that name can only be properly applied to similarly coloured plants from the Japanese island of Rebun.



"Ulla Silkens" (*reginae x flavum*)

Photo: Peter Corkhill

Other species, which can be mentioned under the banner of Chinese cyps, because they

stray into greater China, are *C. cordigerum*, *C. japonicum* and, on the island of Taiwan, *C. formosanum* and *C. segawai*, a charming small yellow species which has been in cultivation for a long time.

Although large-scale propagation of some of these exciting species is now under way at the laboratory in Chengdu, it will be some time before flowering sized or sub-FS plants are available.

Hundreds of seedlings are in flask as I write and the biggest will be ready to plant into raised beds in the mountain nursery at Huanglong next April. If all goes well some of these plants could be ready for sale by perhaps 2009 or even earlier. It's an exciting project and I feel proud to have been involved in a small way.



Gisela (*parviflorum* x *macranthos*) Photo: Peter Corkhill

In Germany, Michael Weinert has been producing *Cypripedium* hybrids on a large scale for several years now. Although mainly concentrating on the beautiful hybrid “Gisela” (a cross between selected forms of *parviflorum* and *macranthos*), Michael has also offered “Ulla” (*reginae* x *flavum*) and “Andrewsii” (*parviflorum* x *candidum*) and there are plans for others. All these hybrids have proved their worth as garden plants and perform well if basic rules about choice of site and ground preparation are followed. All are perfectly hardy in the UK.

This summer I finally had the chance to visit Bill Steele in Minnesota, a trip I wanted to make for years. Bill runs Spangle Creek Labs and is involved with large-scale production of the North American species. Together we explored some of the woods and swamps in Bill's home area and swapped ideas about micropropagation and cultivation. Over the years Bill has been very helpful in providing detailed information about his propagation methods and believes the more people that get involved in propagating these orchids the better – I have to agree! Since becoming retired I have been producing more and more seedlings myself and now need to make room for the next generation. I have produced my first sales list of seedlings and plants I have grown from seed and if anyone is interested please get in touch.



## Orchid Photography – My Way

### Report of a talk by Peter Sheasby

Orchid Photography is a subject which taxes the skills of many members of the Hardy Orchid Society, so it was very interesting to hear and see the way in which Peter Sheasby had tackled it. Peter who is a society member, also acts as librarian for the slide collection of the Alpine Garden Society, an archive of some twenty thousand slides. The first part of Peter's talk centred around his own methodology developed over many years. He illustrated this part of his talk with a wide range of plant species, from the spectacular spring blooms of South Africa to the meadows of the Swiss Alps.

Peter explained that unlike many botanical photographers he has been a fan of Agfa slide film and has always been happy with the results. He also uses a faster film, 200 ASA which is in contrast to the general wisdom that a slower film is essential to obtain the necessary detail for quality reproduction.

Peter discussed the eternal botanical photography dilemma of balancing depth of field, and the need to have a shutter speed fast enough to halt any slight plant movement. Peter's use of a faster film reduces this problem to a degree as he can use speeds between 1/25 and 1/250. His camera is a Canon EOS with a 100 mm macro for close-ups. In addition, Peter said that he didn't use a tripod but tried to ensure that he had enough support for the camera to minimise movement.

Different types of pictures require different techniques to obtain the best results. Peter explained that he tried to look at the flowers he was going to photograph in a plane, as 2-D rather than 3D which reduced the problems with depth of focus. He emphasised the need to take time to choose a suitable subject, ensuring that the background has no distractions. He illustrated this point with slides demonstrating the difference between the same plant with and without a distracting element in the background. He felt that the best photos of plants were taken at their level, and that a little gardening was appropriate with dead material cut away and live material bent out of the picture..


He then looked at different types of backgrounds from water to sky and demonstrated his point with various slides, such as an umbellifer, *Angelica*, above a river and a Thrift plant on a coastal background. Lighting the plant was also discussed, with examples shown of the effects of side lighting and back lighting according to the species and location.

Peter had already used several pictures of orchids in the first half of his talk, but in the second half he treated members to a tour of Europe showing several dozen slides of orchids from all parts of the continent, finishing with a couple of American Cypripediums. In the writer's humble opinion it was a thought provoking talk illustrated with superb pictures!

## Fakahatchee Strand State Preserve & Corkscrew Sanctuary - March 2003 Mike Parsons

According to Paul Martin Brown (PMB) in his book 'Wild Orchids of Florida' there are 118 species and varieties of orchid growing in Florida, of which 106 are truly native. Of the above total, 56 species are listed as endangered, 17 threatened and 2 are commercially exploitable. In that total, about 15 species have not been seen for some time, or have possibly been mis-recorded. The Fakahatchee Strand State Preserve (FSSP) is supposed to have 43 species of orchid, the largest concentration in North America, but the resident ranger, who has been there nine years, has seen only 36. The FSSP lies approximately in the southwest corner of the state just above the Everglades National Park (ENP) but with an entirely different ecosystem and contains practically all the epiphytes that have been recorded in Florida.

My first encounter with the FSSP was over 10 years ago, and after reading the much-valued book 'The Native Orchids of Florida' by Carlyle A. Luer, it was on my list for a visit. I made my way to the fabled site by going down a road called 'Jane's Scenic Highway' that cuts the FSSP in half and seems to lead to nowhere. I believe that this road was made after WW2 to take out all the bald cypress - a much-valued tree. The highway was then cut up into tramways to allow the trees to be felled and moved. My first visit did not yield a single orchid so, when I found out that they now have conducted swamp walks through the sub-tramways, I was on the phone and email to book myself a place. I was interested to see where all these orchids hide. This was not as easy as it sounds, since they never answered my emails nor returned my messages on the answer phone. The rangers are extremely busy, as they have to look after an enormous number of acres. This year I thought I was in luck as I got through on the phone and asked whether there were any walks during March, when I would be in Florida. The reply was - 'yes, one only but it was all full.' After my tale of woe they agreed that I could come down, as there would surely be a cancellation.



*Sacoila lanceolata* var *paludicola*

Photo: Saul Friess

I contacted a friend to ask for his advice and to let him know I was going. He said that

on my travels I should find *Sacoila lanceolata* var. *paludicola* - the Fatahatchee Beaked Orchid - a beautiful red-flowered terrestrial that was once included in the *Spiranthes* family, and *Ionopsis utricularioides* - the delicate ionopsis - a beautiful purple-lilac epiphyte that grows on slender twigs. Both species are March specialities in the preserve. He gave me further instructions saying that the *Sacoila* grew in wet areas, possibly on fallen trees by the path, and that the *Ionopsis* would be found next to the largest culvert along the track. I might even have to wade several yards to an area which would show several plants on display. A plant previously growing on a tree by the path had now been stolen!

So my wife, Carol, and I booked a room at Murphs motel in Everglades City (a place miles from civilisation!) and set out early in the morning to the FSSP. At 10:00 a.m. several people had turned up and we were split into two groups - one for the swamp walk and one for roaming the dry paths. We chose the swamp walk, as this would show us more orchids. What we didn't realise was that we would have to wade into the water up to our thighs - knicker line of our trousers - to enable us to roam the sub-tramways which were now full of water and regaining their jungle look. We were each handed a large pole to steady ourselves; this was very useful to avoid slipping on the greasy surface and to feel out sink holes. The pole was essential if you were carrying valuable camera equipment that had to stay dry. There was one ranger and a volunteer helper with the party that consisted of six visitors.

It wasn't long before we descended into the muddy water that, strangely enough, was warm and quite refreshing after the heat of the sun in the glades. We were surprised that there were no mosquitoes here and, when I mentioned this to the ranger, he seemed surprised that I had asked such a question; he just replied that the fish eat them. My concern was for the alligators, moccasins, leeches, poison wood, and just being disorientated. Then I was introduced to the jumping spider. The volunteer reached into a hole in a tree and pulled out a huge dead spider the size of a tarantula. 'This was its nest' he told me, and thank goodness that this was not the mating season. At least it made us aware of the other creatures in the swamp! Then we had to divert from an area where snakes were known to be nesting. They are very territorial and can become quite aggressive. We took the advice and stayed well clear of that particular channel.

A few corners later we came to an area full of rare orchids and ferns. There were eight species of orchid but only two in bloom. *Epidendrum amphistomum* - the Dingy-flowered Star Orchid - was far from dingy. The ranger preferred to call it 'the brown orchid'. It looked like a plastic greenish-brown orchid in a cluster, which was quite beautiful when the sun shone through the trees. The other orchid in bloom was *Prosthechea cochleata* var. *triadra* - the Florida Clamshell Orchid - and the last flower was just starting to fade. I had seen this orchid before in the Corkscrew Sanctuary in Florida, and it is not rare but very collectable. It is extremely attractive and, as its name suggests, looks like a clamshell. It looked a lot different here hanging over the water

in an eerie setting with its seed heads rising like a cock's comb.

The other orchids were *Epidendrum rigidum* - the rigid epidendrum - that does have a rigid appearance, *Epidendrum nocturnum* - the night-fragrant epidendrum - that has a white triangular-shaped flower which releases a scent at night to draw the moths. This, too, I have seen in flower at Corkscrew on a previous occasion. *Encyclia tampensis* - the Florida Butterfly Orchid - is another very pretty orchid of a white and purple appearance with tepals of various shades of bronze. I happened to see this later in bloom in the ENP; it is another very collectable orchid and can be quite common. *Habenaria odonopetala* - a very common terrestrial green orchid that was growing from the base of a tree and had just finished flowering.



*Dendrophylax lindenii* - Ghost Orchid

Photo: Saul Friess

Finally came two of the three known leafless orchids: *Campylocentrum pachyrrhizum* - the Ribbon or Crooked Spur

Orchid - an unusual orange hanging orchid, and *Dendrophylax lindenii* - the Ghost Orchid - which was made famous by the book 'The Orchid Thief' by Susan Orleans.

The ranger showed me how to tell the difference between the leafless orchids by observing their roots that tangle round the tree like an octopus. The 'ghost' orchid has white spots scattered around on the root system as if diseased. It normally has one white flower that springs out from the tree in a ghostly fashion, which is shown on the front cover of many journals. The author of 'The Orchid Thief' apparently never saw the 'ghost' orchid in bloom and, even stranger, she features the picture of another orchid (which is shown upside down and has never been found in the USA) on the cover of the book. It is certainly the most sought after orchid in the USA.

We stopped at midday for a break and were lucky that we had brought sandwiches and drinks, as we were not aware that we had another session in the afternoon. We didn't see anything new this time and the time just passed away quickly. The session finished at about 3:30p.m. and then we realised that we still hadn't seen the *Sacoila* or the *Ionopsis*. We had asked at lunchtime from the dry-land walkers if they had seen any orchids on route, as I knew they had passed the culvert and the bend where both orchids were known to have occurred. They apparently had not seen any orchids at all so I was pleased that we had made the decision to go on the swamp walk. The ranger and the volunteer were ready to go home but I asked them if they were aware of the

orchids, but they thought that they were not out yet.

So Carol and I were on our own because we thought that after coming all this way we should at least have a look. We were not far from the tramway that led up to the large culvert and we knew that we would otherwise have to walk about a mile on the track just wide enough for one vehicle. Just as we neared what we thought was the right culvert, there in front of us lying on top of the culvert was one of the largest alligators I have ever seen. Alligators are meant to have a natural fear of man - unlike the crocodile - but I had a feeling that this one was not going to move whatever I did. This proved correct as my singing and banging did not have any impact on him whatsoever. I wasn't sure whether I really wanted to wade next to the culvert with him around or go round the bend on the path as he might block my escape route later on - so we gave up.

On walking back down the path we met two couples approaching us. This was very unusual at this time of day as we were miles away from anywhere, so I asked them where they were heading. They said they were looking for orchids as they had seen the film - 'Adaptation' (pronounced differently in the USA) which is somewhat based on 'The Orchid Thief' and had come a long way to see them. I asked them if they had seen any orchids as yet, but they replied 'no'. I told them my story and they thought they could easily get rid of an alligator, so we all turned around and headed back to the culvert. Try as they did, this alligator did not scare easily. We all gave up, especially after the ladies were pleading with the men so they would not get hurt because we did approach occasionally too near for comfort. These alligators can move extremely fast as my good friend Russell Clusman can testify. He had to fight one off in this area after it had grabbed him around the leg. Luckily he is a strong man and had the right equipment on him to make the alligator release him.

On the way back we thought that as we now know our way around we would return the following week and try again. We had made arrangements to go to the ENP that weekend which, although it is in the south of Florida, is still over 100 miles away. It was still nearer for us as we were otherwise staying near Orlando, which is much further north. Also we felt that an early start would be most beneficial as alligators are cold-blooded creatures, and it takes them a long time to warm up. In other words we thought that there was no chance of attack by the alligators if we went very early.

The following weekend we visited several sites on the way south including Corkscrew Swamp that is very large, and the only Audubon reserve in Florida. Corkscrew is located just north of the FSSP and has a very similar ecosystem and more bald cypress trees. The Audubon Society is the equivalent to RSPB in England and caters mainly for birds. It is also a good place to see plants and other animals too. We were tipped off by PMB, who had done a lecture there the previous week, that five orchids were in bloom: *Spiranthes vernalis* - the Spring Ladies' Tresses, *Spiranthes praecox* forma *albolabia*

- the Giant Ladies' Tresses (both of which are fairly similar to our own *Spiranthes* but much larger), *Bletia purpurea* - the Pine Pink, a terrestrial orchid similar in colour and shape to *Cephanthera rubra*.



*Bletia purpurea* - the Pine Pink Photo: Saul Friess

Here it was in its cleistogamous form. We also saw *Cyrtopodium punctatum* - the Cow-horn Orchid - but from quite a distance as it was growing on top of a tree. Luckily, we did see this at eye

level in the ENP at the end of the week. The other orchid was the one we tried to find in the FSSP - *Sacoila lanceolata* var. *paludicola*. There were about 20 plants growing near the boardwalk in the wet surroundings. I thought that this red orchid stood out like a sore thumb amongst its dark background, but it was surprising how the regular sight-seers missed it. It was a wonderful sight. Then we headed for Murphs at Everglades City, passing warning signs not to hit the Florida panther. As if we would! It would have been a great pleasure just to see one.

The next day we arose early and we were in the FSSP by 9:00a.m. to go back to the tramway and walk the mile to the culvert. With no sign of the alligator we looked around for the *Sacoila* but found none. We were told later that they had not come out yet which was surprising as they were out in Corkscrew that is further north. Then, after carefully looking around, I went into the water alone and waded up to my waist. I was told the *Ionopsis* were only a few yards away but none appeared. I crossed over a few more logs but still no orchids. Carol and I were getting quite anxious by now so we decided to give up. We headed back to the car when Mike Owen and Karen Relish arrived in their jeep along the trail. We were due to meet these guys the following day in ENP, mainly to find the mule-eared orchid at its only known location. So we were very pleased to see them and they were surprised to find us here. Then we told them that we were looking for the *Ionopsis* and they asked whether we had found it. I told them my story and they confirmed I was looking in the right place and offered to help. I gratefully accepted. We went back to the culvert and waded into the area I had originally reached but this time we crossed over a different log and there before our eyes were two sets of *Ionopsis* in bloom dancing above the tree on twiglets. There were two more non-flowering plants and a wild *Vanilla* orchid - *Vanilla phaeantha* - not in flower. I was overjoyed and tried to persuade Carol to go in, but she was reluctant until Mike Owen said that she hadn't come 5,000 miles not to do the last stretch. So Carol

waded in. As we both were just returning to the bank we found another plant in bloom within touching distance of the path.

Now on to ENP - but that's another story .....

A few days later we met Russ Clusman and Roger Hammer in their homes that looked like mini-Kew gardens with rare plants and orchids decorating their pools. Roger Hammer is a well-known botanist who related his story of going through the FSSP for five days using a hammock for sleeping. On reaching Alligator Alley, the motorway north of the FSSP, he had trouble getting a lift back to civilization - not surprising!!

If I had read the book 'The Orchid Thief' or seen the film 'Adaptation,' I think I might have thought twice about entering the Fakahatchee!

## **British *Ophrys* Oddities** **Tony Hughes**

Take a trip to southern Europe, and you have a fair chance of encountering various *Ophrys* hybrids. In Britain, however, with only four *Ophrys* species of which two have limited distribution, hybrids are only rarely seen. So it was with great glee that, at the invitation of HOS member Simon Andrew, I set off for Somerset at the end of May. The quarry? A group of hybrids between Bee and Fly Orchids, *O. apifera* and *O. insectifera* respectively, correctly known as *Ophrys x pietzschii* KümpeL. These plants were first discovered by Simon (and possibly others) in 2003, and they were absolutely wonderful - well worth a round trip of some 250 miles.

Sadly, the location of the plants can't be publicly disclosed - far too many rare and valuable plants have disappeared when their positions have become widely known. Suffice it to say, they were growing on a sunny bank in close company with both parents and many of the typical species of dry grassland over Jurassic limestone. There were 4 plants within a few feet of each other, all with similar appearance and all showing the vigour that is so frequently encountered in "F1" hybrids. Their stems were stiff and upright, the tallest being well over a foot in height and still growing. On the strongest spikes the lowest 4 or 5 flowers were fully out and in good condition, with a similar number of buds to come. (See magazine cover for illustration of this hybrid)

The flowers themselves were quite large and unmistakably of hybrid origin, with many characteristics intermediate between those of the parents. The sepals were entirely green, with only an occasional faint hint of the pink of the Bee Orchid, but the flowers were significantly larger than the neighbouring Fly Orchids. The upper petals were long and narrow, slightly tapered, velvety, their colour ranging from dark green to greenish-brown - excellent mimics of an insect's antennae. As with most *Ophrys*, the lip was the most spectacular part, long and broad, with fat rounded "knees" on either

side. The basic colour was dark chocolate-brown, brightening to mahogany around the edges. The speculum was large, shiny and steely-grey, extending from the base of the lip to its midpoint, and the entire brown area of the lip was densely carpeted with velvety hairs. The column and pollinia resembled those of the Fly Orchid, with no obvious adaptation for self-pollination. Indeed, Simon reports that he is pretty sure that none of them set any seed.

It has been observed by many hybridists that the morphology of a hybrid flower tends to resemble the seed-parent more than the pollen-parent. If this is so, then this particular cluster of hybrids would probably call the Fly Orchid "Mum", but such an assertion could be disputed. Also open to conjecture is how pollination occurred to produce the hybrids. Since Bee Orchids are entirely self-pollinated, there must be many more insects flying around wearing pollinia from Fly Orchids than from Bee Orchids, which would suggest that the Fly Orchid would be the more likely pollen-parent. However, with very rare events, the "most probable" explanation may not be what actually occurs.

This is not the first time that such a hybrid has been found in the British Isles, but it does not happen often. Graham Giles informs me that several specimens were found in the Avon Gorge near Bristol from 1968 to at least 1990. The number of flowering spikes varied from year to year, reportedly peaking at 8 in 1973 (article by Willis in *Watsonia*, Vol 13, pp 97-102). The only other record is from Sussex, where a single plant was found near Arundel in 1998 and persisted at least until 2000. The flowers of all these plants were quite similar to this year's Somerset plants, with only minor differences in colouration. The Arundel plant is illustrated on page 127 of "Wild Orchids of Sussex" by David Lang (2001). A minor difference between the Arundel flower and those described here is that its upper petals have broader bases and are not so brown in colour.



*Ophrys apifera* var. *flavescens*

Photo: Tony Hughes

Having admired and excessively photographed these marvellous plants, another HOS member suggested a slight diversion on the way home. I needed no persuasion, and was soon standing on top of a Somerset hill, gazing in awe at a cluster of chlorotic Bee Orchids (*O. apifera* var. *flavescens*). The transformation that occurs in the appearance of a flower when its principal pigments are absent has to be seen to be believed. These flowers had brilliant white petals with narrow green veins, tiny upper petals which



were white at the base shading to green at the tip, and a lip of brilliant yellow with just a hint of green. Even though the sky was grey and the rain was falling, this sight was enough to take my breath away. There were several similar plants in the immediate area - a fine illustration of the consequences of self-pollination. At some time an ancestor of these specimens must have suffered a mutation that prevented production of the pink and brown pigments normally found in Bee Orchids. Through self-pollination, the aberration became locked in to all the progeny of the original plant. Since the aberration does not appear to affect the ability of the plant to grow and reproduce, it can survive and multiply in the same way as all its "normal" Bee Orchid relatives. Similar arguments apply to many other apparently stable Bee Orchid aberrations, the commonest of which is probably the Wasp Orchid (var. *trollii*) that may frequently be encountered in the Cotswolds. Of course, the chlorotic mutation is not confined to *O. apifera*. It has been observed in all 4 British *Ophrys* species, probably occurring many times independently, and in southern Europe is occasionally encountered in many other species - the resulting flowers are always eye-catchingly spectacular!

## **“Orchidee Spontanee nel Parco Nazionale del Gargano”**

### **Book review by Leslie Lewis**

The Gargano Peninsula on the Adriatic coast of Italy is renowned for its rich flora and much of it is now protected as a national park. Although only about 65 kilometres long and 40 kilometres wide, the National Park contains a wide range of habits and is home to almost 80 species of orchid, including a number which are endemic to southern Italy or, in some cases, to the National Park itself. Of particular note are the 30 or so *Ophrys* species, including the particularly beautiful endemics *Ophrys apulica*, *bertoloniiformis*, *biscutella*, *lacaitae*, *parvimaculata*, *promontorii* and *sipontensis*.

As anyone who has visited the Gargano will testify, identification of orchids is not always easy, particularly in the case of members of the *Op. sphogodes* and *Op. fusca* families. Matters are also complicated by the many hybrids which are to be found. Since the book is restricted to orchids of the National Park, it is a particularly useful guide to the identification to the species that are found there. Also, it is useful in avoiding misidentification of orchids as species which do not grow there .

The book contains an up-to-date list of 76 species that currently known to grow in the National Park, including several recently found by the authors who, as I can testify, are extremely knowledgeable on their subject. The nomenclature used is essentially the same as that in “*Guide des Orchidées d'Europe*” by Pierre Delforge, 2<sup>nd</sup> edition. The book allots two pages to every species. The first page contains a short description of the species concerned, together with information on its habitat, distribution and flowering period. The opposite page contains a full-size photograph of the flower. Although the text is in Italian, it is not difficult to understand with the aid of a dictionary. The book also contains a list of other species of orchids that have been recorded in the National

Park, as well as a list of hybrids, some of which are pictured. It also contains a list of the orchid species of Italy, a list of orchids that grow on the Tremiti Islands just off the Gargano coast, and a short section on the aberrant forms which commonly occur. Although primarily directed to orchids, the book also contains a section, with photographs, of other rare and endemic flowers to be found in the National Park.

In summary, the book provides an extremely useful guide to the many orchid species, as well as other rare plants that are to be found in the Gargano National Park.

Rossini, Angela & Quitadamo, Giovanni (2003), *Orchidee Spontanee nel Parco Nazionale del Gargano*, Claudio Grenzi Editore, 212 pp. ISBN 88-8431-091-1; in Italian. The book is available by mail priced at €20 plus €5 p&p from one of the authors at the following address: [giovanni@orchideedelgargano.it](mailto:giovanni@orchideedelgargano.it).

## Conservation News

### Bill Temple

Most members will already have read the appalling news about the Silverdale *Cypripedium calceolus*, which may no longer exist. There is no excuse for what has been done. While on this distressing subject, I am also aware that Early Spider orchids have been dug illegally from Dorset and Lizard orchids dug up illegally near Bristol.

Apart from these there are the well-known international orchid thefts – *Dactylorhiza spagnicola*, *Himantoglossum (Barlia) metlesicsiana* and *Goodyera* (the latter theft was thwarted but subsequently all three of these were offered for sale on the website of the person convicted of the *Goodyera* theft). I would like to take this opportunity to ask members to report anything suspicious to the proper authorities (Police, English Nature) and/or to me. Photographs of people acting suspiciously at orchid sites are of great potential value.

We have a number of members of this society able to supply seed raised orchids of many species, native, European and exotic. If anyone offers orchids for sale, which are not currently being propagated, please do not buy them. Although it may result in that particular orchid surviving, it will result in more being dug up illegally. If in doubt about a source, please ask me. The Hardy Orchid Society does not condone the illegal digging of wild orchids.

## Seed and Fungus Bank

Thank you to all members who contributed to the Seed & Fungus Bank for the year 2003-2004. I hope members who requested seed and/or fungus during the past year achieved some success.

Can I ask any member having spare fresh seed this year, to send any donations to Ted

Weeks, 74 Over Lane, Almondsbury, Bristol BS32 4BT. Seeds should be from cultivated orchids, not from wild sources.

### **New Journal Advertising Rates from August 2004**

Single Issue	Quarter Page £15	Half Page £20.
Four Issues	Quarter Page £45	Half Page £60.

Please send a cheque (made payable to the Hardy Orchid Society) with the advert to the Journal Editor indicating the size and rate required.

### **Society Print Collection**

The Society has started to compile a collection of A4 sized laminated prints of orchids. It is intended that these will form part of our publicity material and will be available to members on temporary loan for local exhibitions and educational purposes. If any member has suitable prints that they would not mind donating to the HOS to be laminated and included in this collection, could they contact Jim Hill – details as committee page.

**Visit the new Hardy Orchid Society Website**

[www.hardyorchidsociety.org.uk](http://www.hardyorchidsociety.org.uk)



# Hardy Orchids



---

New Gate Farm, Scotchey Lane, Stour Provost, Nr Gillingham, Dorset SP8 5LT  
Telephone: 01747 838368 Fax: 01747 838308

---

E-mail : [hardyorchids@supanet.com](mailto:hardyorchids@supanet.com)

Have you the space to grow a few of these beautiful and undemanding little gems?

We produce them from seed in a laboratory, usually with the assistance of a symbiotic fungus, weaning them out into trays, and growing on for a further three to eight years, depending upon the species of hybrid concerned to raise them to flowering size. Some are vegetatively reproduced. We have a comprehensive catalogue, produced late each summer.

The catalogue includes plant lists with details, growing instructions, etc.

The nursery is open to visitors, but only by prior appointment.

Send two first class stamps for our current catalogue, or visit our web site which has our catalogue on it, and is regularly updated, at:- [www.hardyorchids.supanet.com](http://www.hardyorchids.supanet.com)

**ORCHIDS AND WILD FLOWERS  
OF THE PELOPONNESE SOUTHERN GREECE**

**12-19 March and 26 March – 2 April 2005  
£350, including accommodation and full board**

There are over 6000 species of wild flowers in Greece with more than 100 varieties of orchid. Join us to peer under bushes for Mirror Orchids, part blades of grass for Bee Orchids and share the excitement of finding the first of the season's Pink Butterfly Orchids along a rocky track.

**Please contact us for further information:**

**Email: [info@galiniholidays.co.uk](mailto:info@galiniholidays.co.uk)**

**Website: [www.galiniholidays.co.uk](http://www.galiniholidays.co.uk)**

**Tel: 0030 6947 887342**

**WESTONBIRT PLANTS**

We offer over 300 bulbs and woodland plants, many unavailable elsewhere.  
All with free postage and packing worldwide.

**BULBS FOR THE AUTUMN**

Anemonella, Arisaema, Arum, Asarum, Colchicum, Corydalis, Crocus, Erythronium, Fritillaria, Galanthus, Iris, Juno, Lilium, Nomocharis, Notholirion, Trillium, Tulipa and Sternbergia

**ORCHIDS**

Calanthe, Cephalanthera, Cremastra appendiculata, Cypripedium, Dactylorhiza aristata, Epipactis, Liparis and Ponerorchis graminifolia  
(Please note: Orchid sales to EU countries only)

Send 2 1<sup>st</sup> class stamps, 2 Euro, 3 IRC or 3 US\$ bills for lists to:

**Westonbirt Plants  
9 Westonbirt Close, Worcester, WR5 3RX, England**